

Communication symbol key ring

We use key ring symbols as support for our pupils around the school as well as when we are out and about.

- Emotions
- Places / Events
- Reminders
- Visual / accessible symbol support

The symbols shown are an example, you may need to adapt by adding 'key symbols' or removing some to meet individual need.

Personalisation may be required;

- Pupils may require photos instead of symbols,
- There may be a regular location you visit, or
- You may want to add support strategies to the reverse of key emotions.


Make it relevant and be careful not to overload yourself !!

Made using Communicate In Print

www.widgit.com/



These symbols can be cut out, laminated and attached to key chain for easy access.




home



car



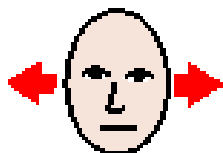
walk



minibus




good




no



yes




listen



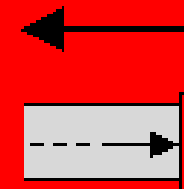
stop



help

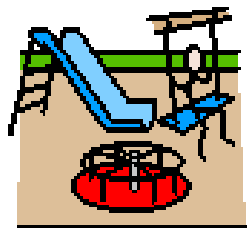


wait




finished


These symbols can be cut out, laminated and attached to key chain for easy access.



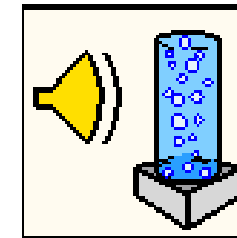
park




swimming




garden




sensory room



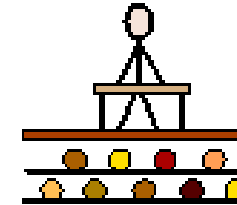
dinner




PE



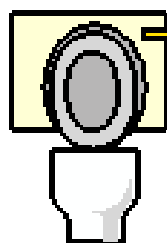
classroom




assembly




play time



toilet



ball pool



hydro

These symbols can be cut out, laminated and attached to key chain for easy access.

